

(ME10-96-1117-L2-WG, 24' long x 10' high)

BENEFITS:

- ◆ **FIBERGLASS CONSTRUCTION**
Strong, light weight, and corrosion-free.
- ◆ **STAINLESS STEEL HARDWARE**
Complete corrosion-proof unit.
- ◆ **UV STABILIZED GELCOAT**
Protects structural integrity.
Standard light green color.
- ◆ **FIRE RETARDANT FIBERGLASS**
Does not support combustion.
- ◆ **DESIGN VERSATILITY**
4', 6', 8' & 10' nominal widths.
Length and height are variable.
- ◆ **CUSTOM ENGINEERED DESIGNS**
Allows enclosure to be custom built around customer needs.



(ME14-96-1118-L2-WG, 30' long x 10' high)

STANDARD DESIGN FEATURES:



EXPANDABLE in length and height.

ACCESS DOOR location, quantity and size can be specified.

INTERNAL SEAMS are bolted and sealed for strength and water integrity.

LIFTOFF DESIGN allows modular enclosure to be removed without disturbing enclosed equipment.

LIFTING EYES are positioned for uniform lifting.

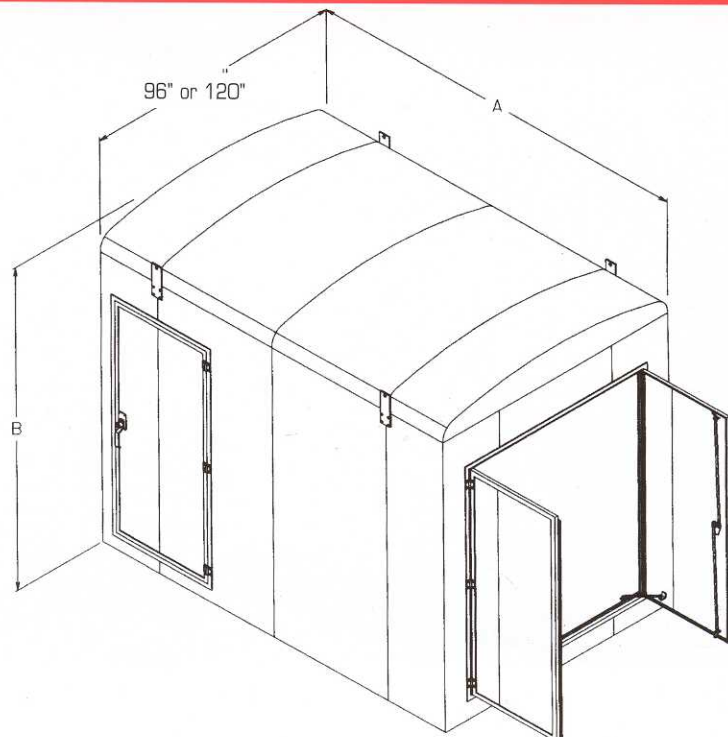
ENCLOSURE COLOR can be specified to match project requirements.

DIMENSIONS:

MODEL	OVERALL WIDTH	MIN. OVERALL LENGTH	MAX. OVERALL HEIGHT
	A	B	
ME1-48	48"	48"	114"
ME1-72	72"	72"	117"
ME1-96	96"	96"	120"
ME1-120	120"	120"	125"

NOTES

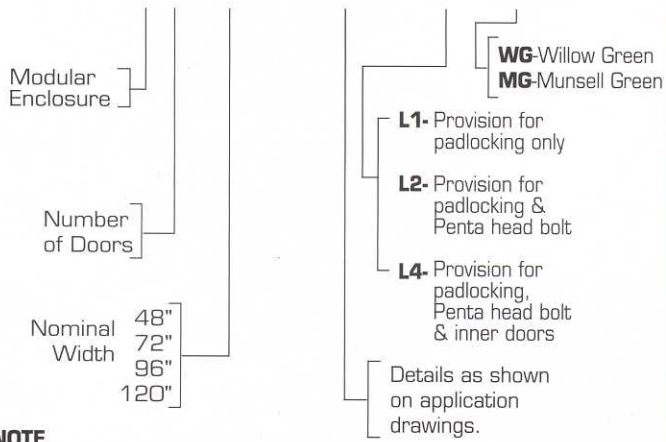
- 1) Hinged or lift off doors are available. Specify size, location & quantity.
- 2) 4' length increments are standard. Contact factory for other lengths.
- 3) 1' height increments are standard. Contact factory for other heights.



ORDERING INFORMATION:



EXAMPLE

ME1-72 - 1167-L1-WG



NOTE

Refer to individual enclosure drawings for lower quantity & location, pad & anchor bolt dimensions, and equipment dimensions.



DIMENSIONS:

